

TERMINATOR

ACAT



SPECIFICATIONS

OCEAN TERMINATOR DCM-18/25 BAND SAW		
CAPACITY	RECTANGULAR	ROUND
90°	18" High x 25" Wide (450 x 650mm)	18" (450mm)
45° Right & Left	18" High x 16" Wide (450 x 400mm)	
60° Right & Left	18" High x 10" Wide (450 x 250mm)	
SPECIFICATIONS	DCM-18/25	
Blade Size	22' x 1-1/2" x .050" (6705.5mm x 50mm)	
Blade Wheel Diameter	23" (580mm)	
Blade Speed	50 - 370 fpm (12 - 112 m/m)	
Blade Drive Motor	10 HP (6.6 kw)	
Hydraulic Motor	2 HP (1.5 kw)	
Hydraulic Tank Capacity	30 US gallons (114 liters)	
Dimensions (L x W x H)	132" x 133" x 91"	
Footprint w/ Full Miter Swing	(3346 x 3370 x 2312 mm)	
Shipping Dimensions	87" x 116" x 95" (2200 x 2950 x 2400mm)	
Table Height	36" (916mm)	
Weight	6,000 lb (2,800 kg)	

In line with OCEAN's and MEP/HYDMECH's policy of on-going product improvement, we reserve the right to modify features and specifications at any time.



Dealer:

ACAT MEXICANA S.A. DE C.V.

Avenida Regio Parque #200, Regio Parque Industrial, Apodaca N.L. C.P. 66633
www.acatmexicana.com acat@acatmexicana.com TEL 81 8354 8910



TEL. 81 8354 8910
www.acatmexicana.com

www.oceanterminator.com

TERMINATOR

DUAL COLUMN MITER BAND SAW

DCM-18/25

Built for Ocean Machinery by MEP/HYDMECH

THE SOLUTION

TO YOUR PROBLEM...

OCEAN'S NEWEST TERMINATOR SAW:

A robust & affordable masterpiece with standard features that cost extra on other saws!

SOLID PERFORMER

The dual column design together with a massive cast iron bow, table and vise ensures fast cutting through large steel profiles.

MITER CUTS BOTH WAYS



The saw head swings up to 60° both ways with programmable go-to settings for versatile production cutting while reducing material handling time.



TERMINATOR

INTUITIVE INTERFACE

The operator's control panel is simple to use and features the familiar HYDMECH control interface.


The digital screen shows blade speed, miter angle, amperage draw, coolant level, machine condition, function mode, number of cuts and more, providing reassuring feedback to the operator.



■ INTUITIVE OPERATOR CONTROL PANEL

OPTIONAL EQUIPMENT Lift Rollers

Hydraulically actuated lift tables raise the material above the saw table surface for ease of moving material in and out of the saw and facilitating easier table rotation. The lift rollers can be inserted in multiple positions to accommodate any miter position of the saw.



■ OPTIONAL ADJUSTABLE LIFT ROLLERS

POWERFUL & FAST

A 10hp variable frequency blade drive motor coupled to the heavy-duty gearbox provides a wide range of blade speeds and allows fast, efficient cutting for all profiles and materials.

The dual-cylinder hydraulic positive down-feed system with adjustable feed rate and cutting pressure results in the fastest effective cutting speed with the longest blade life.


STRAIGHT & ACCURATE

Cast iron arms equipped with carbide insert guides provide excellent vibration dampening for longer blade life and cutting accuracy of ±0.002" per linear inch of material. The moveable arm opens and closes together with the material vise.

POSITIVE CLAMPING

The dual vises provide material Clamping on both sides of the blade, and positively grip the material at any miter angle.

All Terminator saws are equipped with a plunger-style overhead clamp, reducing cutting vibration on large structural shapes, increasing cutting accuracy.



■ BOTH MISTING AND FLOOD DUAL COOLANT SYSTEM

SIMPLE TO OPERATE AND MAINTAIN

The powered automatic blade tension mechanism, powered blade cleaning brush, dual coolant systems, wash-down hose and other features make machine use simple and easy for the operator. Additionally the hydraulic power pack is mounted on a pull-out frame in the saw base for easy access to all components.

IMPROVED FUNCTIONALITY


A work lamp illuminates the cutting area and the projected laser line allows the operator to quickly line up the saw cut.

SEMI AUTOMATIC MODE

Selecting this mode makes life easy. With this mode selected the saw moves to the first miter angle setting, closes the vice, and starts the saw blade. And at the end of the cut the blade is stopped, the saw head is raised, and the vices are opened, and all of this happens automatically. Then it automatically moves the saw to the second miter angle setting, and completes the part.



■ WORK LAMP AND LASER STANDARD EQUIPMENT



■ 10HP VARIABLE FREQUENCY DRIVE MOTOR

Superb Warranty & Tech Support

The Ocean Terminator Band Saws are built by MEP/HYDMECH, the industry leaders in band saws in North America. The saws are robust and durable, and will need little in the way of after-sales service. All Ocean Terminator saws are supplied with a one-year warranty on parts, PLUS 3 month warranty on labor!